



# GPTP™ Rail Cutting System - 10'

75025



## DURABLE RAIL BAG

For easy transport and protection



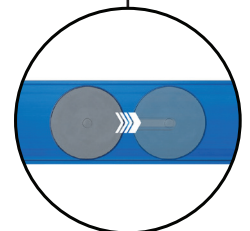

## ALUMINIUM

Heavy-duty, light weight, extruded aluminium frame



## SPRING CLIPS

For quick and easy length extension



## NON-MARRING SUCTION CUPS

Four non-marring adjustable suction cups underneath each rail



Professional Tools for Professional Results

qep.com

J2125-12516

## Comes with Accessories!

### ACCESSORY BAG




### ADJUSTABLE KNOBS

Allow for consistent breaking force



### BREAKER BAR




### SLIDE HANDLE FOR INCREASED BREAKING LEVERAGE


### ADJUSTABLE LEVERAGE POINTS & SMALL TIPS FOR THIN CUTS



### CUTTING HEAD



### REVERSIBLE CUTTING WHEEL PLACEMENT



### PALM PAD FOR INCREASED POWER AND CONTROL



QEP® Gauged Porcelain Tile Panel Solution Product Series features a Rail Cutting System designed to cut porcelain tile panels with precision up to 10' long and 3/8" thick. The breaker bar includes adjustable leverage points, small internal tips for thin cuts and a slide handle for increased breaking leverage. The cutting head features reversible cutting wheel placement and a palm pad for added power and control. Each rail is equipped with four non-marring adjustable suction cups allowing alignment and stability by maintaining consistent pressure while scoring smooth to semi-textured tile. This cutting system delivers superior performance with professional results. Includes 2 carrying bags: one for the breaker unit and cutting head and a separate bag for the rails.