



The ORIGINAL
LASH[®]
 LEVEL ALIGN SPACE HOLD

Answers to your Frequently Asked Questions

Q: Why should I consider the LASH Tile Leveling System?

A: The LASH System offers multiple benefits to the installer:

- Virtually eliminates lippage (uneven tile surface)
- Great for installing tiles of different thicknesses
- Very easy to learn and use at any skill level
- Speeds up installations



Q: What is LIPPAGE and is it really a problem?

A: The Tile Council of North America (TCNA) states “Lippage is a condition where one edge of a tile is higher than an adjacent tile, giving the finished surface an uneven appearance.” Lippage can in fact be a real problem. Not only does it look unsightly, but can also lead to chipped tile edges. In installations with extreme lippage, it can also be a safety hazard.

Q: How is the LASH Tile Leveling System better than other similar products currently in the market?

A: The LASH System is the least expensive, most cost effective system on the market today. One of the unique features of the LASH System is that there are no additional removal tools needed. Once the thinset is cured, LASH Clips are removed by kicking them off with your foot or a mallet.

Q: How does the LASH Tile Leveling System allow for a faster floor installation?

A: When using the LASH System, the flat bottom holds the tiles and the wedge ensures that they are precisely spaced and held together until the mortar dries. LASH Pliers are also available to provide maximum force to push Wedges into Clips for faster installation and less finger fatigue.

Q: How does the LASH Tile Leveling System work with tiles of different thicknesses?

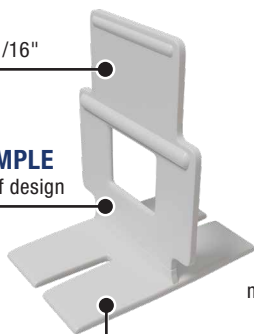
A: The special design of the LASH System allows for the surface of the tiles to be level with each other regardless of their thickness. The Clip’s anchor automatically balances under the weight of the tiles and allows for a smooth transition from one tile surface to the other. The Wedges hold the tiles in place until the mortar dries. Flat LASH can be used for tiles 1/4" to 7/16" thick.

SIZE

Spaces tiles 1/16"

FAST & SIMPLE

Easy Snap-Off design



CLIPS

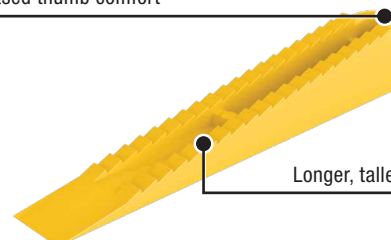


DESIGN

Slot on both sides allows mortar to disperse evenly to eliminate potential voids

EASY TO USE

Round back end for increased thumb comfort



WEDGES



SLEEK

Longer, taller design

U.S. Patent No. 7,992,354

Q: Does the LASH Tile Leveling System level uneven floors?

A: The LASH System is designed to keep tiles level with each other – but it is not meant to correct any existing flaws in the subfloor. It is important that the proper surface preparation needs to be followed prior to any tile installation.

Q: Will the design of the clip create a void underneath the anchor and prevent mortar from spreading uniformly throughout?

A: No. The LASH System design incorporates holes in each side of the Clip's anchor to allow the mortar to disperse evenly and eliminate any potential voids.

Q: What size joint is expected when using the LASH Tile Leveling System?

A: If using rectified porcelain or a tile without a beveled edge, the LASH System will provide a grout joint of approximately 1/16" when the tiles are set tight against the Clip. This system can also be combined with traditional spacers to achieve a wider grout joint.

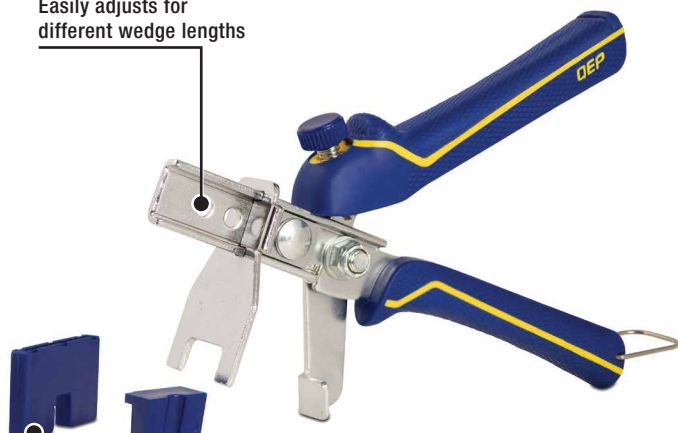
Q: What if my installation takes more than one day?

A: If tiles are installed over multiple days, a small amount of wet thinset will need to be removed from underneath the tile where each Clip will be placed the next day. If Clips are placed and the thinset hardens, they will not function properly the next day when the next row of tiles is added. If a small cavity is not left for the fresh thinset, the Clips will not be able to be placed.

Speed up Installation with PRO Pliers

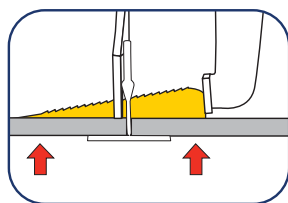
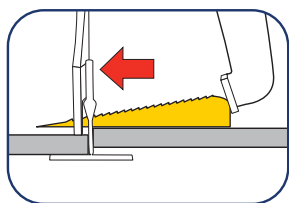
ADJUSTABILITY

Easily adjusts for different wedge lengths



VERSATILE

Removable jaw protective caps allow pliers to accommodate wide style tile leveling systems



- Ensure wedges are set properly in the leveling clips every time (One to Two Clicks)
- Can also be used with the Original LASH® Tile Leveling System and all similar Tile Leveling Systems